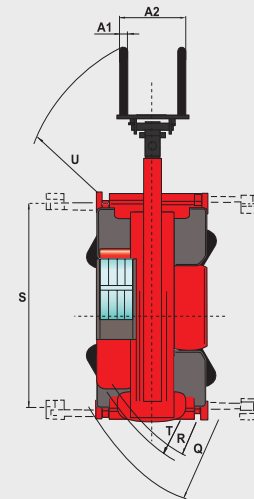
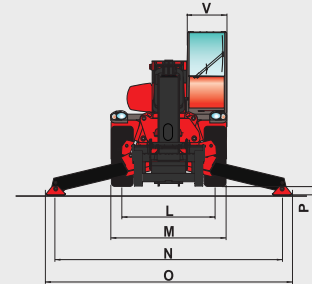
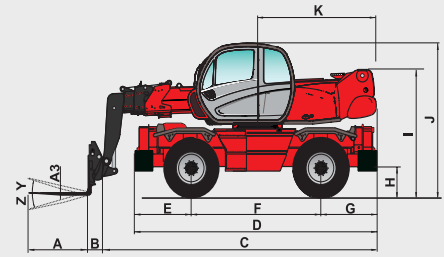


	MRT 1850 +	MRT 2150 +	MRT 2540 +
	-	MRT-X 2150 +	MRT-X 2540 +
<b>Lifting capacity</b> (on stabilizers) 500 mm from heel of forks	4999 kg	4999 kg	4000 kg
<b>Lifting height</b>	17.90 m	20.60 m	24.60 m
<b>Tyres</b>	445/65 R 22.5		
<b>Forks (mm)</b> Length x width x thickness	1200 x 150 x 50		
<b>Braking</b>	oil-bath multiple-disc brakes hydraulically assisted on both axles		
<b>Service brakes</b>	negative		
<b>Parking brake</b>	negative		
<b>Engine</b>	MERCEDES-BENZ		
Type	OM 904 LA (EURO 3)		
Capacity	4 cyl. - 4250 cm <sup>3</sup>		
Power (ISO/TR 14396)	150 HP/110 kW		
Maximum torque	from 1200 to 1600 rpm: 580 Nm		
Cooling	water		
Injection	direct		
<b>Transmission</b>	hydrostatic with power regulation (variable-displacement pump and hydrostatic motor)		
Reversing shift	électromagnetic		
Number of gears (forward/reverse)	2/2		
Max. travel speed	36 km/h**		
<b>Levelling system</b>	on front axle +/- 8° (15%) oscillating rear axle with automatic hydraulic lock-out on rotation (+/- 7.5°)		
<b>Suspension</b>	-		
<b>4 stabilizers</b>	duplex telescopic simultaneously or individually controlled		
<b>Full, continuous rotation</b>	turret mounted on a double slew ring with internal gearing / slewing system with negative brake		
<b>Hydraulics</b>	Piston pump: variable displacement (load sensing) - Gear pump 160l/mn - 270 bar		
<b>Controls</b>	2 electro-hydraulic proportional control joysticks for all movements		
<b>Capacities</b>	Cooling system 18 l Engine oil 15 l Hydraulic oil 200 l Fuel tank 230 l		
<b>Unladen weight (with forks)</b>	15350 kg	16410 kg	17165 kg
<b>Width overall</b>	2.43 m		
<b>Height overall</b>	3.05 m		
<b>Length overall</b>	6.06 m	6.78 m	7.82 m
<b>Ground clearance</b>	0.38 m		
<b>Drawbar pull</b>	8200 daN		
<b>Noise at driving position (LpA)</b>	79.7 dB		
<b>Environmental noise (LwA)</b>	104 dB		
<b>Vibration to whole hand/arm</b>	< 2.5 m/s <sup>2</sup>		
<b>Safety</b>	standard load moment indicator (mobile crane standard)		



mm	MRT 1850	MRT 2150	MRT 2540
A		1200	
A1		150	
A2		1320	
A3		50	
B		290	
C	5770	6490	7530
D		5050	
E		1155	
F		2750	
G		1155	
H		380	
I		2485	
J		3070	
K		2485	2985
K1	-	-	485
L		1930	
M		2425	
N		4700	
O		5100	
P		150	
Q		4500	
R		3800	
S		4550	
T		4040	
U	5640	6230	6700
V		950	
Y		12°	
Z		105°	

This brochure describes versions and configuration options for Manitou products which may be fitted with different equipment. The equipment described in this brochure may be standard, optional or not available depending on version. Manitou reserves the right to change the specifications shown and described at any time and without prior warning. The manufacturer is not liable for the specifications given. For more information, contact your Manitou dealer. Non-contractual document. Product descriptions may differ from actual products. List of specifications is not comprehensive. The logos and visual identity of the company are the property of Manitou and may not be used without authorisation. All rights reserved. The photos and diagrams contained in this brochure are provided for information only.

MANITOU BF SA - Limited company with board of directors - Share capital: 39,547,824 euros - 857 802 508 RCS Nantes

\* Intermediate suspension position ± 78 mm  
\*\* Speed limit subject to local legislation.

Note: MRT / MRT-X available depending on the geographical area and the legislation in force.

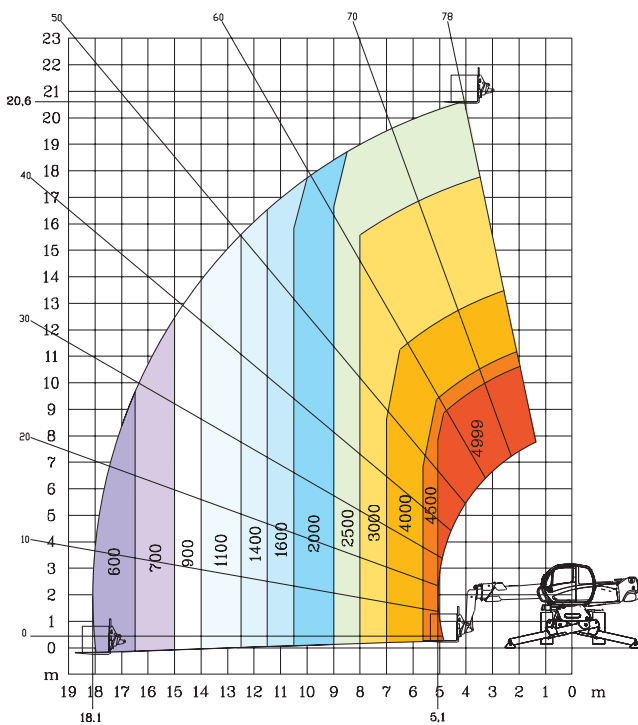


# MRT 2150 + Privilege

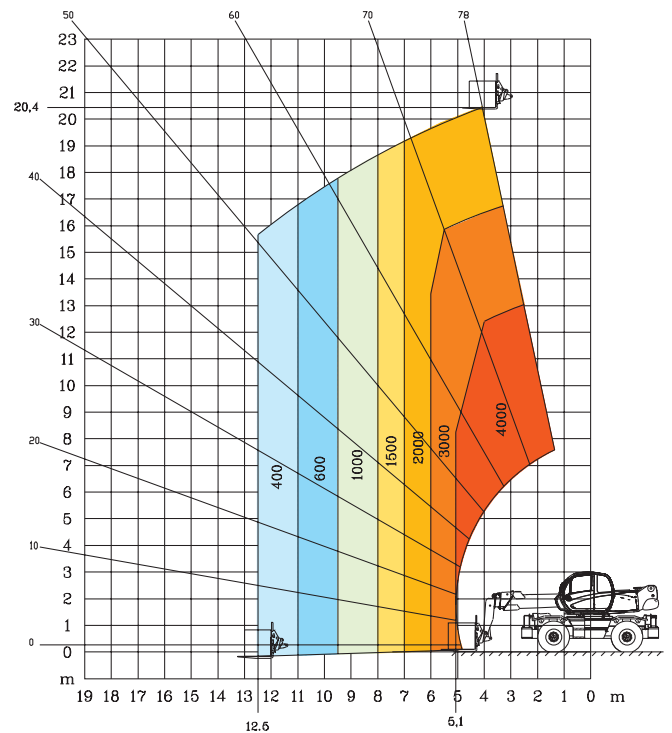


**MANITOU MRT PRIVILEGE +**  **alquiler y venta de maquinaria**


**Rotation on extended stabilizers  
with forks**



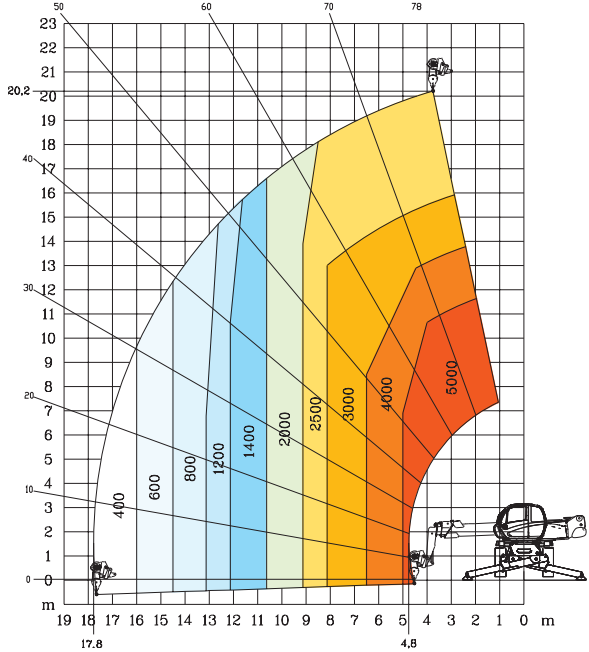
**Frontal on wheels  
with forks**



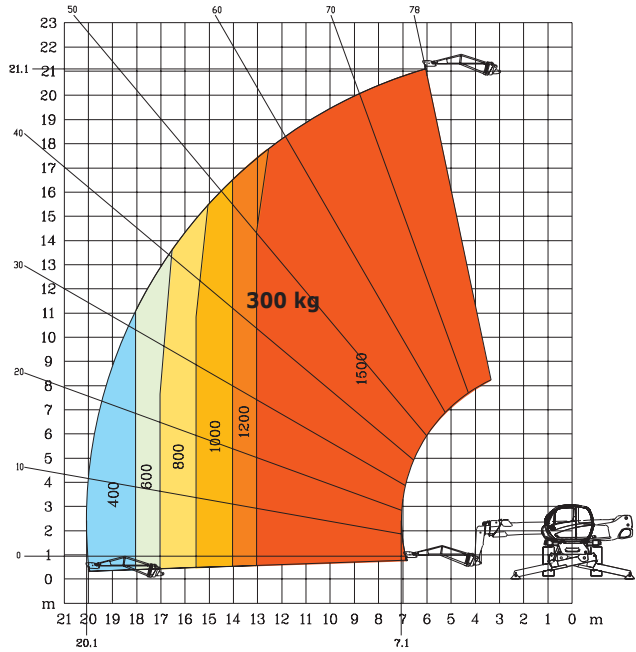
# Rock-solid efficiency



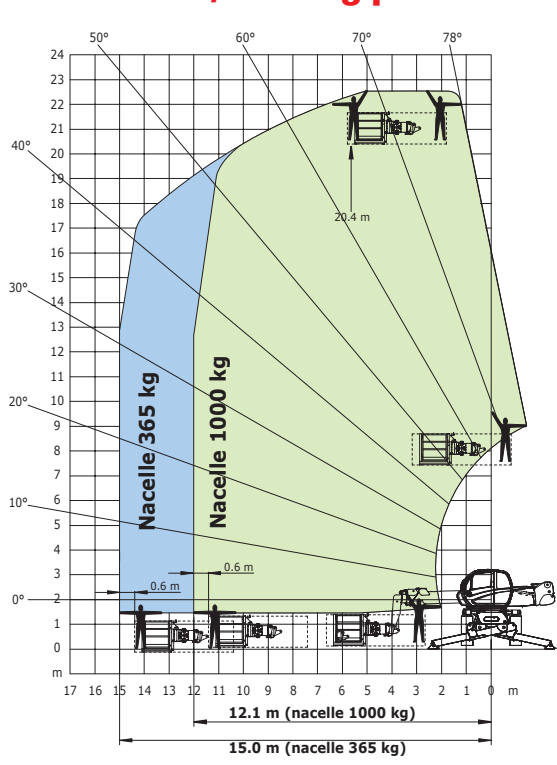
**Rotation on extended stabilizers with 5000 kg winch**



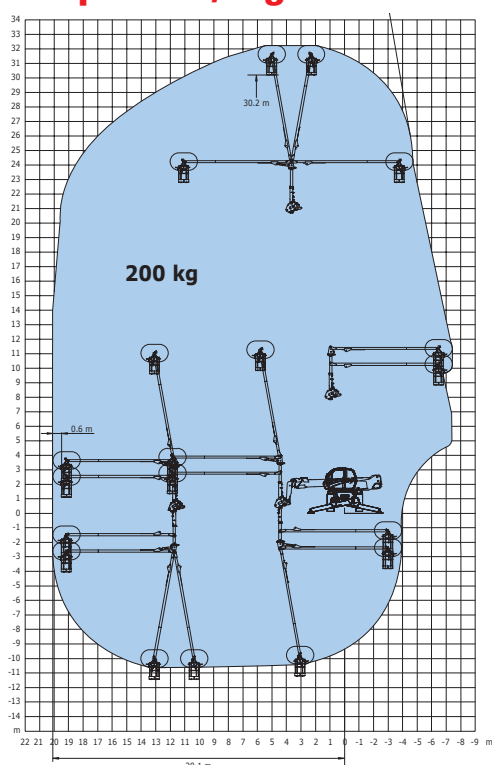
**Rotation on extended stabilizers with 1500 kg jib**



**Rotation on extended stabilizers with 365/1000 kg platform**



**Rotation on extended stabilizers 3D positive/negative**



// MRT 2150 +